



Wisconsin Heights School District Operational Planning

February 8, 2021



Dane County Public Health Updates

1. Public Health Madison & Dane County - [Emergency Order #13](#)
 - Updated 2/8/21 included **many** changes, expires March 10 - [Sports FAQ](#)
2. PHMDC School Guidance - Updated on December 14
 - a. [School requirements](#)
 - b. [Action plan for a positive case](#)
3. [Current Dane County Snapshot](#) - updated 2/4/21
 - a. Contact tracing and incidence in red.
 - b. 14-day case avg is 118 (was 172 at January 25 meeting)

Decision Making Framework



- Public Health Madison and Dane County (PHMDC) guidelines
 - What are they recommending for county schools?
- Local census tract data
 - What do case counts look like in Mazomanie and Black Earth? How does this compare when calculated on a per 100,000 basis?
- Our lived experience in our evolving instructional model - including staff capacity
 - Are protocols, procedures, and people holding up with our present number of students in-house and online?

Instructional Delivery



- The dial will continue to turn based on three factors
 - Public Health Madison and Dane County (PHMDC) guidelines
 - Local census tract data
 - Our lived experience in our enhanced online model - including staff capacity
- 3-5 hybrid started 1/25
- 6-12 hybrid starting on February 16
- Evaluation window = approximately three weeks

Black Earth Hybrid 4K-2nd Grade



4K	Kindergarten	1st Grade	2nd Grade
<p>Online 1</p> <ul style="list-style-type: none">• 5 students <p>Online 2</p> <ul style="list-style-type: none">• 4 students <p>In-Person Classroom 1</p> <ul style="list-style-type: none">• AM 11 students<ul style="list-style-type: none">◦ 5 M/T, 5 Th/F <p>In-Person Classroom 2</p> <ul style="list-style-type: none">• AM 14 students<ul style="list-style-type: none">◦ 7 M/T, 7 Th/F• PM 11 students<ul style="list-style-type: none">◦ 5 M/T, 6 Th/F	<p>Online</p> <ul style="list-style-type: none">• 15 students <p>In-Person Classroom</p> <ul style="list-style-type: none">• AM 10 students• PM 8 students <p>In-Person Classroom</p> <ul style="list-style-type: none">• AM 9 students• PM 9 students	<p>Online</p> <ul style="list-style-type: none">• 27 students <p>In-Person Classroom</p> <ul style="list-style-type: none">• AM 6 students• PM 6 students <p>In-Person Classroom</p> <ul style="list-style-type: none">• AM 8 students• PM 5 students <p>In-Person Classroom</p> <ul style="list-style-type: none">• AM 9 students	<p>Online</p> <ul style="list-style-type: none">• 19 students <p>In-Person Classroom</p> <ul style="list-style-type: none">• AM 11 students• PM 10 students <p>In-Person Classroom</p> <ul style="list-style-type: none">• AM 11 students• PM 11 students



Mazomanie Elementary - Hybrid Model

3rd Grade	4th Grade	5th Grade
<p>In-Person: 46 students (81%) Online: 10 students</p> <p>Classroom 1</p> <ul style="list-style-type: none">AM 8 in-person 3 AM-onlinePM 7 in-person <p>Classroom 2</p> <ul style="list-style-type: none">AM 8 in-person 3 AM-onlinePM 8 in-person <p>Classroom 3</p> <ul style="list-style-type: none">AM 10 in-personPM 5 in-person 4 PM-online	<p>In-Person: 27 students (68%) Online: 13 students</p> <p>Classroom 1</p> <ul style="list-style-type: none">AM 5 in-personPM 6 in-person <p>Classroom 2</p> <ul style="list-style-type: none">AM 9 in-personPM 7 in-person <p>Classroom 3</p> <ul style="list-style-type: none">AM 8 onlinePM 5 online	<p>In-Person: 46 students (80%) Online: 13 students</p> <p>Classroom 1</p> <ul style="list-style-type: none">AM 12 in-personPM 6 online <p>Classroom 2</p> <ul style="list-style-type: none">AM 10 in-personPM 10 in-person <p>Classroom 3</p> <ul style="list-style-type: none">AM 11 in-personPM 7 online

Since 1/25/2021:



1. Established student expectations for both models
2. Created an instructional calendar
3. Confirmed MS classes that are “Online Only” and changed student schedules
4. Confirmed student placements for 3rd quarter.
5. Designed and finalized new student support hub for hybrid learners.

Numbers?

How many students . . .

- Full-time Online:
 - 85 students
- AM Hybrid:
 - 147 students
- PM Hybrid:
 - 126 students
- Transportation:
 - AM: 70 students
 - PM: 41 students

Final things to do this week:



1. Create video on cleaning procedures -- student chair/desk.
2. Create signage to help with distancing, masking.
3. Remove cafeteria tables and put in desks.
4. Place “highway marking” on hallway floors.
5. Establish procedure for changing placement for 4th quarter.
6. Finalize tours/orientation for 6th grade and new students (thank you to Debbie Schmidt for her leadership on this!)
7. Assist with classroom setup and room assignments.

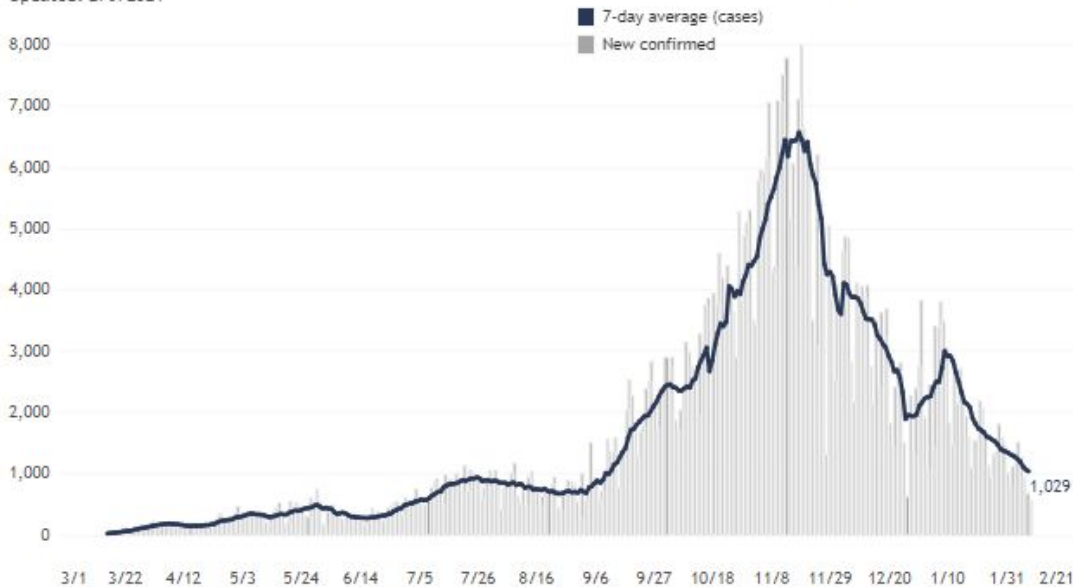
WI Data



#37 spot in the US on the [Harvard Global Health Institute Dashboard](#)

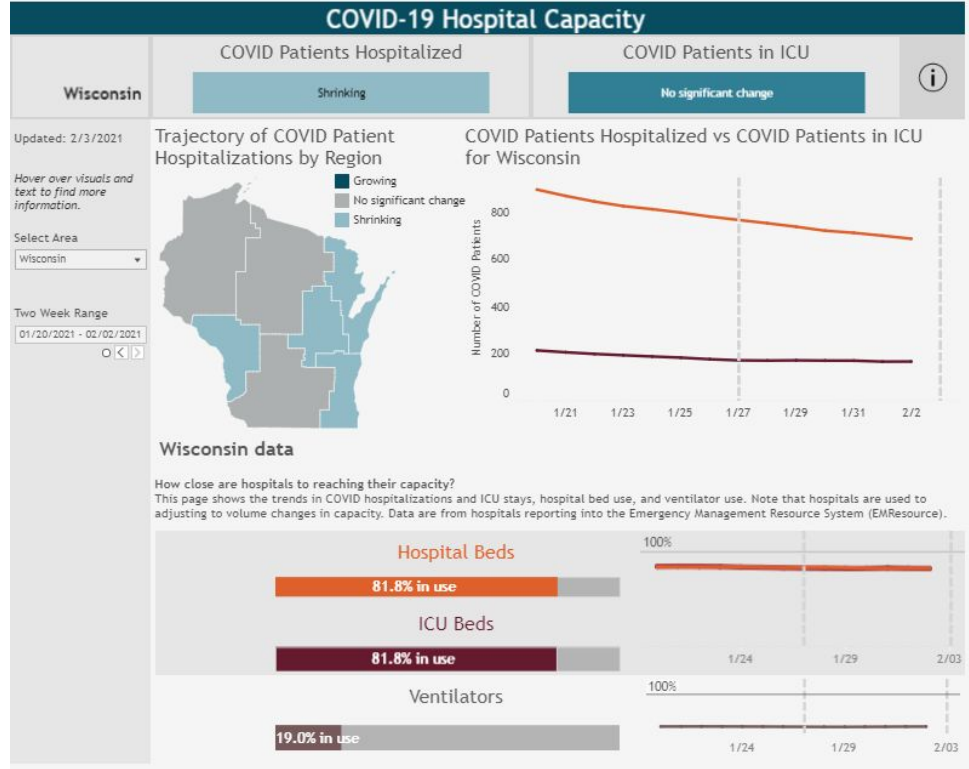
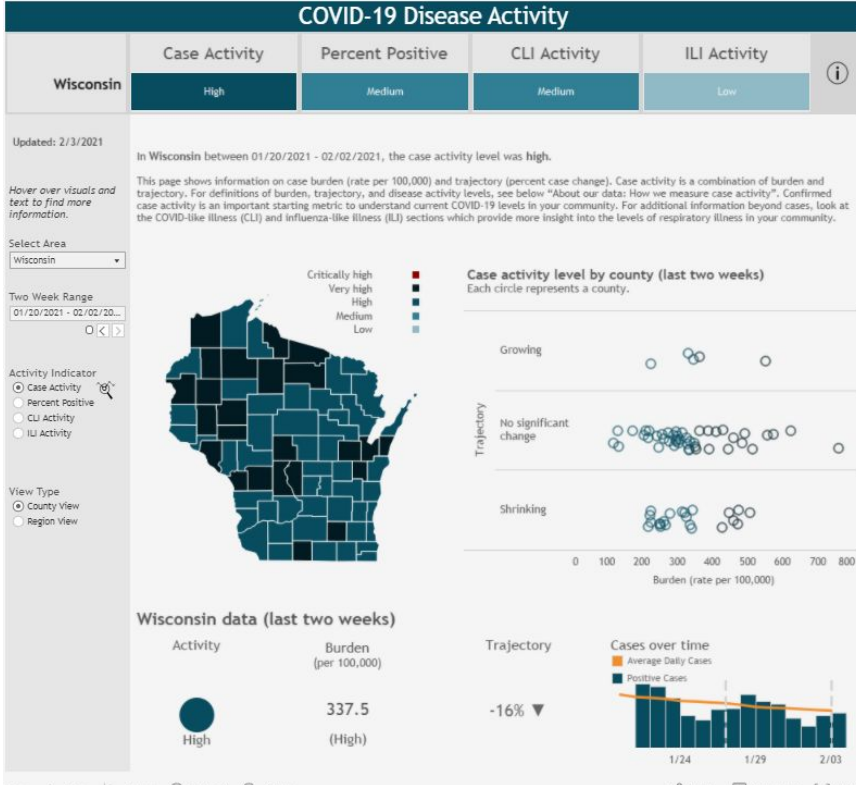
New confirmed COVID-19 cases by date confirmed, and 7-day average

Updated: 2/8/2021



	14 day Average Case count	14 day Average % Positive
Nov 23	6143	30.6%
Dec 14	3690	28.3%
Jan 11	2585	29.7%
Jan 25	1827	25.7%
Feb 8	1175	4.2%

WI Data



Dane County Data



more people age 65 and older using long-term care facilities.

Domain	Measure	Dane County Status
Epidemiology: We must have few enough cases of COVID-19 to be swiftly contained. This is an important parameter, and our thresholds for phased reopening are set at levels that align with the progression of our epidemic locally—a lower positivity rate than what is seen at the state level and a low number of cases per 100,000 residents. For the past 2 weeks, Dane County has a high activity level.	Percent of total tests that were positive, averaged across most recent 14 day period (goal of <5%)	2.0%
	Number of cases per day, averaged across most recent 14 day period (goal of <5)	118
Healthcare: A sustained, high testing level is a critical metric, as testing is how we detect active infection and prevent transmission of COVID-19. Alongside testing to monitor the course of the epidemic, it is vital that healthcare systems are equipped to manage patient care in the context of a surge caused by COVID-19 as well as protect healthcare workers from infection.	Number of tests per day, averaged across most recent 14 day period (goal of >800)	5936
	Hospital staffing shortages: Within this 14 day period, four hospitals in our region reported at least one day of critical staffing shortage. None of these hospitals were within Dane County.	
For the past 2 weeks, the South Central Region has no significant change for COVID patients hospitalized and for COVID patients in the ICU.	Decreasing or stable numbers of infected healthcare workers	
Public Health: Our ability to identify and isolate infections is critical to prevent further spread. Through rapid contact tracing, we can identify and notify contacts who have been exposed. Through education and isolation assistance, we can help keep people who test positive and their contacts separated from others for the duration of the infectious period, and lower the risk of spread in the community. Monitoring community spread—the percentage of cases with an unidentified risk factor—is how we can gain a sense of the scale of undetected disease spread.	All positive cases be contacted quickly after their test is collected (goal of 85% contacted within 48 hours) <ul style="list-style-type: none"> • 76% of positive tests were reported within 24 hours • 66% of cases were interviewed within 24 hours of when their positive test was reported • 83% of cases have been successfully contacted so far 	60%
	Proportion of new cases over the most recent 14 day period who don't know where they could have gotten COVID (goal of <20%)	34%
	Downward or stable trajectory of COVID-like syndromic cases reported within this 14 day period	

	14 day Average Case count	14 day Average % Positive
Nov 23	399.9	7.4%
Dec 13	224.1	5.9%
Jan 10	204.5	7.2%
Jan 25	128.6	3.3%
Feb 8	111.2	2.1%

Black Earth & Mazomanie Data



	Nov 23	Dec 14	Jan 11	Jan 25	Feb 8
Census Tract 131	155	190	220	231	247
Census Tract 129	189	222	255	265	286
Total New Cases	127	68	63	21	37
% Positive 14 Day Average	31.8%	24%	23.8%	7.8%	29.2%

Wisconsin Heights School District



	Dec 14	Jan 11	Jan 25	Feb 8
Total Cases	242	284	296	320
Total cases past 7 days	9	10	6	14

Population = 6,293 (all ages)

7 day average cases per 100,000



	Nov 23	Dec 14	Jan 11	Jan 25	Feb 8
WI	101	60.5	50.3	27.2	24.3
Dane	65.3	37.0	38.1	22.8	21.5
BE/MZ	89.1	35.0	20.7	15.9	30.2
WI Heights	NA	22.7	22.7	13.7	31.8

Vaccinations



	# Vaccines Given	# Completed Series
Wisconsin	767,020	165,370
Dane County	62,505	21,288
WHSD	42	6



Building Resilience for Mental Health

Presentation by [Tasha Schuh](#) on Thursday, February 11th

- Virtual presentations 1:00 pm for MS/HS students & 7:00 pm for WHSD Community
- Tasha's story of tragedy, transformation, and triumph inspires students and adults to understand, no matter how dark things can get, there is hope.

Zoom Links on District Website:

<https://wisheights-k12-wi-us.zoom.us/j/96162499137>

- *Sponsored by the WHSD Equity Advisory Council and HS Social Justice Group*



Special Ed./Student Services (cont.)



- **Annual Child Development Screening or “Child Find” will be February 15th**
 - The purpose of the Child Development Screening Services is to provide families of children ages 2-5 an opportunity to be screened in all areas of development.
 - Thank you Becki Schuetz, Julie Horner, and Anna Ruhland for your hard work setting this up.
- **Connections Team-**
 - Tutoring and Mentoring at MS/HS to start 2nd Semester
 - Students in grades 10-12 have volunteered to tutor students grades 6-9
 - Thank you Debbie Schmidt and Julie Horner
- **Equity Advisory Council**
 - Continues to meet monthly on Thursdays from 5:00-6:00
 - Gathering information from families about their experiences in our district and in the community in light of the recent historical events.

Athletics Updates



- Indoor limit of 25 (includes spectators, players and coaches, but NOT event workers and officials)
- Outdoor limit of 100 (same conditions as above) for moderate/high risk sports
- Outdoor limit of 150 for low risk sports where social distancing can be maintained IF no food is provided
- Practices and competitions for all sports can include contact and be within six feet
- Social distancing must be maintained when the student is not actively playing or practicing

Athletics



- Facilities -- Currently allows 7th grade and older, must be from district and supervised by a district coach/staff member
- Alternate Fall Updates:
 - Cross country -- Capitol will join with the Rock Valley Conference for several meets
 - Volleyball -- Full schedule (14 games, no invites)
 - Boys Soccer -- Partial schedule (12 games)
 - Football -- Partial schedule (5 games)
- Transportation -- We are increasing the number of activities as we progress through the season. We may need to consider allowing families to drive their children to and from competitions



Winter Athletics

- Boys Swim team won Sectionals (first time ever!) and took fourth place at State!
 - Matthew Loy was named team MVP, captain and took fourth place (podium) in his two individual races, fourth in one relay and sixth place (podium) in another relay
 - Sam King took second place in the breaststroke (new school record, .17 seconds out of first), two relays at fourth and sixth place, and 9th place in the 50 Free
 - Evan Leece qualified in the 100 Free and 400 Free Relay
- Hockey team won regionals and plays Sectionals Tuesday
- Girls basketball team is the #2 seed, will have a bye and host second round at Barneveld
- Boys basketball is the #3 seed and will travel to Fennimore



Non-School Competition

- School grants permission for kids to play the same sport during the high school season (i.e. Club volleyball during school volleyball season)
- Kids have unlimited opportunities in other sports during the high school season (i.e. Club basketball during school volleyball season)
- This year's school volleyball season has been moved from the fall to the spring, which is the traditional club volleyball season
- The school will factor in safety measures taken by club teams when signing off on non-school competition forms

Food Service



- Beginning Wednesday, February 17, curbside pick up day will be Wednesday

What's Next?



Ongoing

- February 2021 and beyond - continue to evaluate three critical factors as we consider turning the dial (PHMDC, local census tract data, our lived experiences).
1. Ongoing - Feedback cycles with parents, students, families & staff.
 2. February 8, 2021 - School Board meeting - reflect on first two week of PK-5 being in hybrid, look forward to 6-12 start
 3. February 16, 2021 - start of 6 - 12 hybrid
 4. February 22, 2021 - School Board meeting - feedback from first four days of MS/HS in-person hybrid model
 5. February 25 (PM) & February 26 (AM) - parent/teacher virtual conferences