



Wisconsin Heights School District Operational Planning

March 22, 2021



Dane County Public Health Updates

1. Public Health Madison & Dane County - [Emergency Order #14](#)
 - 3/2/21 included impactful changes, took effect March 10
2. PHMDC School Guidance - Updated on March 2
 - a. [Forward Dane Plan - Updated](#)
 - b. [Action plan for a positive case](#)
3. [Current Dane County Snapshot](#) - updated 3/18/21

Changes With Updated CDC Guidance



CDC has updated its operational strategy:

- In elementary schools, CDC recommends all students remain at least **3 feet apart** in classrooms where mask use is universal — regardless of whether community transmission is low, moderate, substantial, or high.
- In middle and high schools, CDC also recommends students should be at least 3 feet apart in classrooms where mask use is universal



Updated CDC Guidance (cont.)

CDC continues to recommend at least **6 feet of distance**:

- Between adults in the school building and between adults and students.
- In common areas, such as school lobbies and auditoriums.
- When masks can't be worn, such as when eating.
- During activities when increased exhalation occurs, such as singing, shouting, band practice, sports, or exercise. These activities should be moved outdoors or to large, well-ventilated spaces whenever possible.
- In community settings outside of the classroom.

Decision Making Framework



- Public Health Madison and Dane County (PHMDC) guidelines
 - What are they recommending for county schools?
- Local census tract data
 - What do case counts look like in Mazomanie and Black Earth? How does this compare when calculated on a per 100,000 basis?
- Our lived experience in our evolving instructional model - including staff capacity
 - Are protocols, procedures, and people holding up with our present number of students in-house and online?

Instructional Delivery



- The dial will continue to turn based on three factors
 - Public Health Madison and Dane County (PHMDC) guidelines
 - Local census tract data
 - Our lived experience in our enhanced online model - including staff capacity
- All district facilities are now operating in an AM/PM hybrid model
- Evaluation window = approximately three weeks

Instructional Delivery - The Next Phase



- Bring students back to full day in-person instruction on April 12
 - K-5 - five days per week
 - 6-12 - have adjusted to five days per week (lower online numbers)
- Principals have surveyed parents and will share updates
- Admin will share day 1 experiences at April 12 board meeting

Black Earth Hybrid 4K-2nd Grade

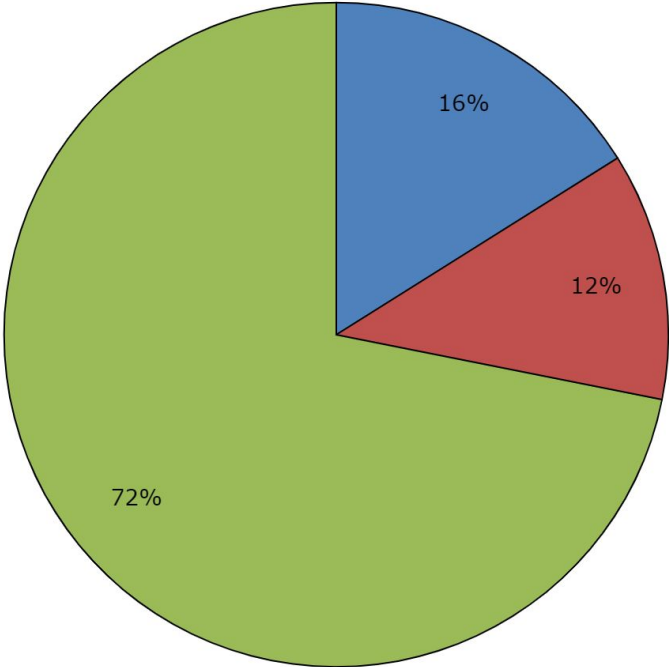


4K	Kindergarten	1st Grade	2nd Grade
<p>Online 1</p> <ul style="list-style-type: none"> • 5 students <p>Online 2</p> <ul style="list-style-type: none"> • 4 students <p>In-Person Classroom 1</p> <ul style="list-style-type: none"> • AM 12 students <ul style="list-style-type: none"> ◦ 6 M/T, 6 Th/F <p>In-Person Classroom 2</p> <ul style="list-style-type: none"> • AM 13 students <ul style="list-style-type: none"> ◦ 7 M/T, 6 Th/F • PM 13 students <ul style="list-style-type: none"> ◦ 7 M/T, 6 Th/F 	<p>Online</p> <ul style="list-style-type: none"> • 14 students <p>In-Person Classroom</p> <ul style="list-style-type: none"> • AM 10 students • PM 7 students <p>In-Person Classroom</p> <ul style="list-style-type: none"> • AM 9 students • PM 9 students 	<p>Online</p> <ul style="list-style-type: none"> • 26 students <p>In-Person Classroom</p> <ul style="list-style-type: none"> • AM 8 students • PM 6 students <p>In-Person Classroom</p> <ul style="list-style-type: none"> • AM 8 students • PM 6 students <p>In-Person Classroom</p> <ul style="list-style-type: none"> • AM 9 students 	<p>Online</p> <ul style="list-style-type: none"> • 15 students <p>In-Person Classroom</p> <ul style="list-style-type: none"> • AM 11 students • PM 10 students <p>In-Person Classroom</p> <ul style="list-style-type: none"> • AM 11 students • PM 11 students <p>In-Person Classroom</p> <ul style="list-style-type: none"> • PM 8 students

Black Earth April 12 Survey Results



BE Options | April 12



- Have my child remain online
- Have my child switch from online to in-person
- Have my child remain in-person

Black Earth 4K-2nd Grade {April 12, 2021}



Schedule

- 4K | 7:50-10:35 & 12:05-2:50
- Kindergarten-2nd | 7:50-2:50

Black Earth 4K-2nd Grade {April 12, 2021}



4K	Kindergarten	1st Grade	2nd Grade
<p>Online</p> <ul style="list-style-type: none">• 5 students <p>In-Person Classroom</p> <ul style="list-style-type: none">• AM 16 students <p>In-Person Classroom</p> <ul style="list-style-type: none">• AM 13 students• PM 13 students	<p>Online</p> <ul style="list-style-type: none">• 10 students <p>In-Person Classroom</p> <ul style="list-style-type: none">• 19 students <p>In-Person Classroom</p> <ul style="list-style-type: none">• 19 students	<p>Online</p> <ul style="list-style-type: none">• 16 students <p>In-Person Classroom</p> <ul style="list-style-type: none">• 15 students <p>In-Person Classroom</p> <ul style="list-style-type: none">• 13 students <p>In-Person Classroom</p> <ul style="list-style-type: none">• 9 students	<p>Online</p> <ul style="list-style-type: none">• 8 students & In-Person Classroom• 14 students <p>In-Person Classroom</p> <ul style="list-style-type: none">• 21 students <p>In-Person Classroom</p> <ul style="list-style-type: none">• 22 students



Mazomanie Elementary - April 12th

Enrollment Update:

3rd Grade: 54 In-person -- 2 students online

4th Grade: 35 In-person -- 6 students online

5th Grade: 51 In-person -- 8 students online

90% of our students will be in-person learning.



Mazomanie Elementary - April 12th

3rd Grade	4th Grade	5th Grade
<p>In-Person: 54 students Online: 2 students</p> <p>Classroom 1</p> <ul style="list-style-type: none">• 16 in-person 1 online <p>Classroom 2</p> <ul style="list-style-type: none">• 19 in-person <p>Classroom 3</p> <ul style="list-style-type: none">• 18 in-person 1 online	<p>In-Person: 35 students Online: 6 students</p> <p>Classroom 1</p> <ul style="list-style-type: none">• 17 in-person <p>Classroom 2</p> <ul style="list-style-type: none">• 18 in-person <p>Grade 4 & 5 Online Classroom</p> <ul style="list-style-type: none">• AM 6 online (4th Grade)• PM 8 online (5th Grade)	<p>In-Person: 51 students Online: 8 students</p> <p>Classroom 1</p> <ul style="list-style-type: none">• 17 in-person <p>Classroom 2</p> <ul style="list-style-type: none">• 17 in-person <p>Classroom 3</p> <ul style="list-style-type: none">• 17 in-person

Middle/High School -- Updates



- **Survey for staggered return:**
 - 12 students returned today, 3/22.
 - 17 students returning 4/12 to return to full days.
 - 52 students remaining Full-Time online.
- **Adjustments for return to full days:**
 - Lunch -- Cafeteria, South Gym, Hallways, Outdoors.
 - Transportation -- 8:30 start, 3:19 end.

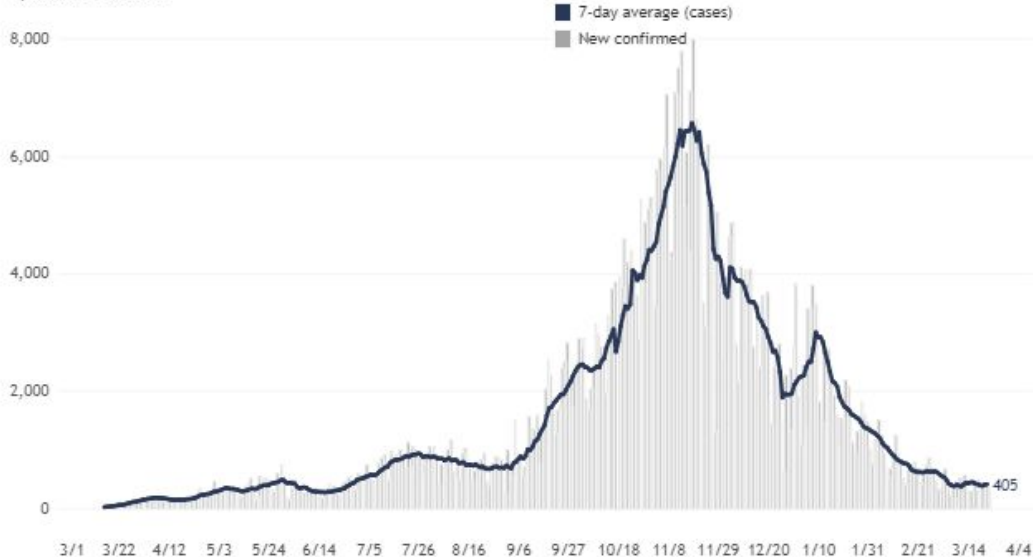
WI Data



#38 spot in the US on the [Harvard Global Health Institute Dashboard](#)

New confirmed COVID-19 cases by date confirmed, and 7-day average

Updated: 3/22/2021



	14 day Average Case count	14 day Average % Positive
Nov 23	6143	30.6%
Jan 11	2585	29.7%
Feb 8	1175	4.2%
March 8	491	3.02%
March 22	421	2.5%

WI Data



COVID-19 Disease Activity

Wisconsin	Case Activity	Percent Positive	CLI Activity	ILI Activity
	High	Low	Medium	Low

Updated: 3/17/2021

In Wisconsin between 3/3/2021 - 3/16/2021, the case activity level was high.

Hover over visuals and text to find more information.

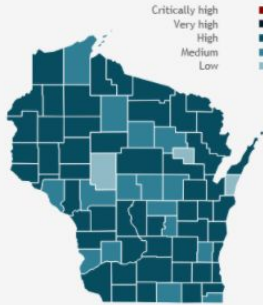
This page shows information on case burden (rate per 100,000) and trajectory (percent case change). Case activity is a combination of burden and trajectory. For definitions of burden, trajectory, and disease activity levels, see below "About our data: How we measure case activity". Confirmed case activity is an important starting metric to understand current COVID-19 levels in your community. For additional information beyond cases, look at the COVID-like illness (CLI) and influenza-like illness (ILI) sections which provide more insight into the levels of respiratory illness in your community.

Select Area
Wisconsin

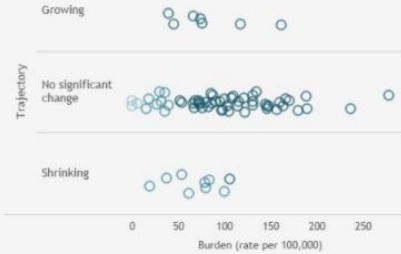
Two Week Range
3/3/2021 - 3/16/2021

Activity Indicator
 Case Activity
 Percent Positive
 CLI Activity
 ILI Activity

View Type
 County View
 Region View



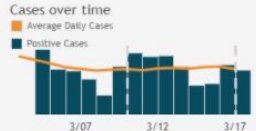
Case activity level by county (last two weeks)
Each circle represents a county.



Wisconsin data (last two weeks)

Activity
 High
 Burden (per 100,000)
 101.2 (High)

Trajectory
 No significant change ↔



COVID-19 Hospital Capacity

Wisconsin	COVID Patients Hospitalized	COVID Patients in ICU
	Shrinking	No significant change

Updated: 3/17/2021

Trajectory of COVID Patient Hospitalizations by Region

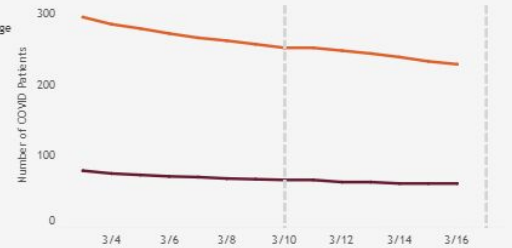
Hover over visuals and text to find more information.

Select Area
Wisconsin

Two Week Range
3/3/2021 - 3/16/2021



COVID Patients Hospitalized vs COVID Patients in ICU for Wisconsin



Wisconsin data

How close are hospitals to reaching their capacity?

This page shows the trends in COVID hospitalizations and ICU stays, hospital bed use, and ventilator use. Note that hospitals are used to adjusting to volume changes in capacity. Data are from hospitals reporting into the Emergency Management Resource System (EMResource).



Dane County Data



Domain	Measure	Dane County Status
Epidemiology: In addition to looking at vaccine measures, we will continue to look at disease burden and transmission in the community. For more information on the role of these measures, see our updated Forward Dane plan .	2-week average daily case count and trend	57 →
	2-week average daily percent positivity	0.7%
	2-week average daily COVID-19 inpatient hospitalizations and trend	22 →
	4-week total number of deaths and trend	4 →
	2-week lab and contact tracing capacity	73%
	Current infection rate (R)	0.77 Slowing down
Public Health: Monitoring both the lab timeliness component and the contact tracing timeliness component of the lab and contact tracing capacity epidemiology core measure helps us understand what may be causing a delay in timely follow-up for positive cases. Monitoring the outcome of attempting to interview cases (e.g., successful contact, refusal, or unable to locate) tells us how many people we're able to speak with to help break the chain of COVID transmission.	2-week percent of positive tests reported within 24 hours of when the test specimen was collected.	94%
	2-week percent of people who tested positive that were interviewed within 24 hours of when their positive test was reported.	71%
	2-week percent of people who tested positive who successfully received isolation instructions.	83%
	2-week percent of people who tested positive who refused an interview with our contact tracers.	2%
	2-week percent of people who tested positive who were unable to be located for an interview by our contact tracers.	14%

	14 day Average Case count	14 day Average % Positive
Nov 23	399.9	7.4%
Jan 10	204.5	7.2%
Feb 8	111.2	2.1%
March 8	62.5	0.81%
March 22	47.1	0.67%

Black Earth & Mazomanie Data



	Nov 23	Dec 14	Jan 11	Feb 8	March 8	March 22
Census Tract 131	155	190	220	247	265	276
Census Tract 129	189	222	255	286	304	310
Total New Cases	127	68	63	37	23	17
% Positive 14 Day Average	31.8%	24%	23.8%	29.2%	23%	21.3%

Wisconsin Heights School District



	Dec 14	Jan 11	Jan 25	Feb 8	March 8	March 22
Total Cases	242	284	296	320	342	355
Total cases past 7 days	9	10	6	14	8	1

Population = 6,293 (all ages)

7 day average cases per 100,000



	Nov 23	Dec 14	Jan 11	Feb 8	March 8	March 22
WI	101	60.5	50.3	24.3	8.5	7.0
Dane	65.3	37.0	38.1	21.5	12.2	7.6
BE/MZ	89.1	35.0	20.7	30.2	14.3	6.4
WI Heights	NA	22.7	22.7	31.8	18.1	2.2

Vaccinations



	# Started Series	# Completed Series	% Population w/ at least 1 dose
Wisconsin	1,474,696	860,062	25.3%
Dane County	166,207	102,354	30.4%
WHSD	132	88	87.4%



Athletics Updates

- Indoor limit of 350 when no food is served (includes spectators and players, but NOT coaches, event workers and officials)
- Outdoor limit of 500 (same conditions as above)
- Capitol Conference guidelines limit four spectators per student/athlete
- Practices and competitions for all sports can include contact and be within six feet
- Social distancing must be maintained when the student is not actively playing or practicing

Athletics -- Home Event Information



- Limit of four family members per student-athlete/coach
- Fans must remain socially distanced
- Masks are required for all spectators inside and outside whether they have been vaccinated or not
- Blue tape indicates where fans can sit in the stands
- Fans may stand along the fence -- one group per section of fence
- No admission charged -- show a pass or sign in at the table
- Games streamed at the [Wisconsin Heights YouTube channel](#)

Athletics -- Start Dates



Sport	Start Date	First Competition
Football	March 8	March 26
Cross Country	March 15	March 23
Boys Soccer	March 22	April 1
LaCrosse	April 12	April 19
Softball	April 19	April 27
Baseball	April 19	May 1
Track	April 19	May 11
Golf	April 19	April 22
Girls Soccer	April 26	May 4

Student Services/Spec. Ed. Update



Suicide Prevention Lesson

Hopeline Stickers-

- Distributed this morning at MS/HS
- Each teacher led scripted lesson
- Guidance on available resources

You are **not** *alone*.

Talk with any adult at your school
or contact any of these resources:

Hopeline
Text "HOPELINE" to 741741

Suicide Prevention Lifeline
Call 1.608.280.2600
or 1.800.273.8255

Briarpatch Helpline
Call 1.800.798.1126

Trevor Lifeline for LGBTQ+
Call 1.866.488.7386

Dane County Sheriff's Office
Call 1.608.266.4948

Food Service



- **Meals served to date: 15,071 breakfasts and 16,616 lunches; 31,687 total in 26 weeks**
- Significant changes coming to curbside pickup in and in-person school meals
- School meals will continue to be free to all students until June 4, 2021

What's Next?



1. Ongoing - Feedback cycles with parents, students, families & staff. Evaluate our three critical factors.
2. March 22 - School Board meeting - planning updates regarding expanded in-person learning
3. April 12 - start date of full day in-person learning & next school board meeting