



# Wisconsin Heights School District Operational Planning

April 12, 2021



# Dane County Public Health Updates

1. Public Health Madison & Dane County - [Emergency Order #15](#)
  - Took effect **April 7, runs until May 5**
  
2. PHMDC School Guidance - Updated on March 2
  - a. [Forward Dane Plan - Updated](#)
  - b. [Action plan for a positive case](#)
  
3. [Current Dane County Snapshot](#) - updated **4/8/21**
  - a. Cases have increased in last two weeks
  - b. Need to remain vigilant

# Decision Making Framework



- Public Health Madison and Dane County (PHMDC) guidelines
  - What are they recommending for county schools?
- Local census tract data
  - What do case counts look like in Mazomanie and Black Earth? How does this compare when calculated on a per 100,000 basis?
- Our lived experience in our evolving instructional model - including staff capacity
  - Are protocols, procedures, and people holding up with our present number of students in-house and online?

# Instructional Delivery



- Students back to full day in-person instruction on April 12
  - K-12 - five days per week
  
- Admin will share day 1 experiences tonight

# Black Earth 4K-2nd Grade {April 12, 2021}



## Schedule

- 4K | 8:00am - 10:45am & 12:15pm - 3:00pm
  - Monday-Friday
- Kindergarten-2nd | 8:00am - 3:00pm

# Black Earth 4K-2nd Grade {April 12, 2021}



<b>4K (46)</b>	<b>Kindergarten (49)</b>	<b>1st Grade (62)</b>	<b>2nd Grade (65)</b>
<p>Online</p> <ul style="list-style-type: none"><li>• 4 students</li></ul> <p>In-Person Classroom</p> <ul style="list-style-type: none"><li>• AM   15 students</li></ul> <p>In-Person Classroom</p> <ul style="list-style-type: none"><li>• AM   13 students</li><li>• PM   14 students</li></ul>	<p>Online</p> <ul style="list-style-type: none"><li>• 10 students</li></ul> <p>In-Person Classroom</p> <ul style="list-style-type: none"><li>• 19 students</li></ul> <p>In-Person Classroom</p> <ul style="list-style-type: none"><li>• 20 students</li></ul>	<p>Online</p> <ul style="list-style-type: none"><li>• 15 students</li></ul> <p>In-Person Classroom</p> <ul style="list-style-type: none"><li>• 17 students</li></ul> <p>In-Person Classroom</p> <ul style="list-style-type: none"><li>• 14 students</li></ul> <p>In-Person Classroom</p> <ul style="list-style-type: none"><li>• 16 students</li></ul>	<p>Online</p> <ul style="list-style-type: none"><li>• 7 students &amp; In-Person Classroom</li><li>• 15 students</li></ul> <p>In-Person Classroom</p> <ul style="list-style-type: none"><li>• 21 students</li></ul> <p>In-Person Classroom</p> <ul style="list-style-type: none"><li>• 22 students</li></ul>

# Cafeteria 1



- Can accommodate 41 students during lunch time.
- Can be utilized for snack time.

# Cafeteria 2



- Can accommodate 21 students during lunch time.
- Can be utilized for snack time.





# **Mazomanie Elementary - April 12th**

## **Enrollment Update:**

**3rd Grade: 54 In-person -- 2 students online**

**4th Grade: 34 In-person -- 7 students online**

**5th Grade: 52 In-person -- 8 students online**

**90% of our students: In-person learning.**



# Mazomanie Elementary - April 12th

3rd Grade	4th Grade	5th Grade
<p><b>In-Person:</b> 54 students <b>Online:</b> 2 students</p> <p><b>Classroom 1</b></p> <ul style="list-style-type: none"><li>• 17 in-person 1 online</li></ul> <p><b>Classroom 2</b></p> <ul style="list-style-type: none"><li>• 19 in-person</li></ul> <p><b>Classroom 3</b></p> <ul style="list-style-type: none"><li>• 18 in-person 1 online</li></ul>	<p><b>In-Person:</b> 34 students <b>Online:</b> 7 students</p> <p><b>Classroom 1</b></p> <ul style="list-style-type: none"><li>• 18 in-person</li></ul> <p><b>Classroom 2</b></p> <ul style="list-style-type: none"><li>• 16 in-person</li></ul> <p><b>Grade 4 &amp; 5 Online Classroom</b></p> <ul style="list-style-type: none"><li>• AM   7 online (4th Grade)</li><li>• PM   8 online (5th Grade)</li></ul>	<p><b>In-Person:</b> 52 students <b>Online:</b> 8 students</p> <p><b>Classroom 1</b></p> <ul style="list-style-type: none"><li>• 17 in-person</li></ul> <p><b>Classroom 2</b></p> <ul style="list-style-type: none"><li>• 18 in-person</li></ul> <p><b>Classroom 3</b></p> <ul style="list-style-type: none"><li>• 17 in-person</li></ul>

# Middle/High School -- Updates



- **Students:**
  - **Full-time Online:** 47 students
  - **In-person:** 315 students
  
- **Adjustments for return to full days:**
  - Lunch -- Cafeteria, South Gym, Hallways, Outdoors.
  - Transportation -- 8:30 start, 3:19 end.

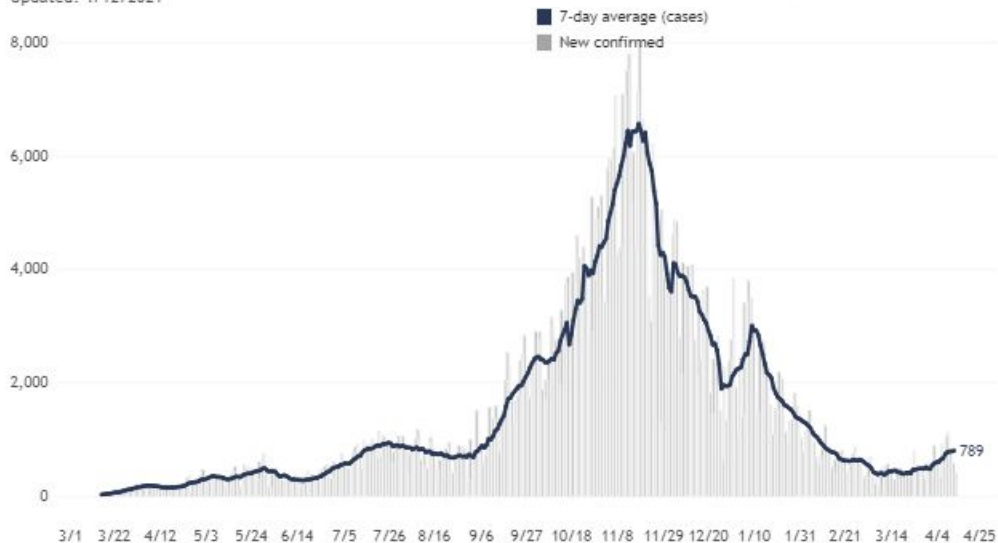
# WI Data



#31 spot in the US on the [Harvard Global Health Institute Dashboard](#)

New confirmed COVID-19 cases by date confirmed, and 7-day average

Updated: 4/12/2021



	14 day Average Case count	14 day Average % Positive
Nov 23	6143	30.6%
March 22	421	2.5%
April 12	683	4.24%

# WI Data



## COVID-19 Disease Activity

Wisconsin	Case Activity	Percent Positive	CLI Activity	ILI Activity	
	High	Low	Medium	Low	<span>i</span>

Updated: 4/7/2021

In Wisconsin between 3/24/2021 - 4/6/2021, the case activity level was high.

Hover over visuals and text to find more information.

This page shows information on case burden (rate per 100,000) and trajectory (percent case change). Case activity is a combination of burden and trajectory. For definitions of burden, trajectory, and disease activity levels, see below "About our data: How we measure case activity". Confirmed case activity is an important starting metric to understand current COVID-19 levels in your community. For additional information beyond cases, look at the COVID-like illness (CLI) and influenza-like illness (ILI) sections which provide more insight into the levels of respiratory illness in your community.

Select Area

Wisconsin

Two Week Range

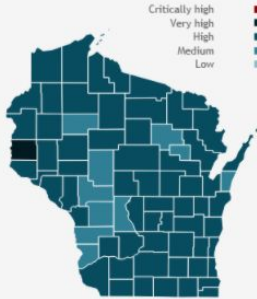
3/24/2021 - 4/6/2021

Activity Indicator

- Case Activity
- Percent Positive
- CLI activity
- ILI Activity

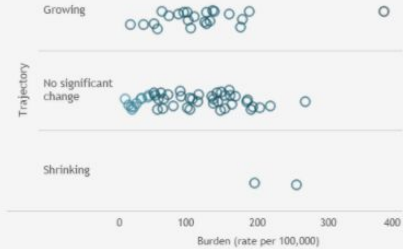
View Type

- County View
- Region View



### Case activity level by county (last two weeks)

Each circle represents a county.



### Wisconsin data (last two weeks)



## COVID-19 Hospital Capacity

Wisconsin	COVID Patients Hospitalized	COVID Patients in ICU	
	No significant change	No significant change	<span>i</span>

Updated: 4/7/2021

Hover over visuals and text to find more information.

Information.

Select Area

Wisconsin

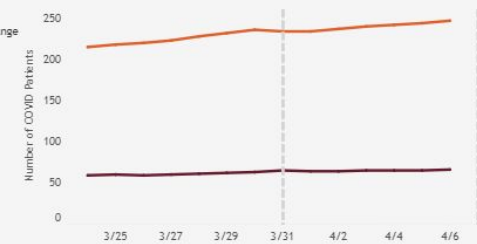
Two Week Range

3/24/2021 - 4/6/2021

### Trajectory of COVID Patient Hospitalizations by Region



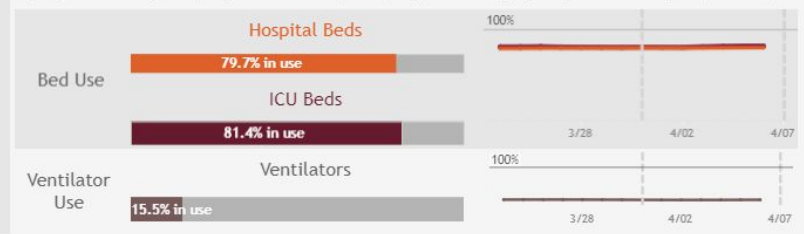
### COVID Patients Hospitalized vs COVID Patients in ICU for Wisconsin



### Wisconsin data

How close are hospitals to reaching their capacity?

This page shows the trends in COVID hospitalizations and ICU stays, hospital bed use, and ventilator use. Note that hospitals are used to adjusting to volume changes in capacity. Data are from hospitals reporting into the Emergency Management Resource System (EMResource).



# Dane County Data



Domain	Measure	Dane County Status
<b>Epidemiology:</b> In addition to looking at vaccine measures, we will continue to look at disease burden and transmission in the community. For more information on the role of these measures, see our updated <a href="#">Forward Dane plan</a> .	2-week average daily case count and trend	59
	2-week average daily percent positivity	0.9%
	2-week average daily COVID-19 inpatient hospitalizations and trend	23
	4-week total number of deaths and trend	6
	2-week lab and contact tracing capacity The percent of people who tested positive that were reached by a contact tracer within 48 hours of when their test specimen was collected.	73%
	<a href="#">Current infection rate (R)</a>	1.14 Speeding up
<b>Public Health:</b> Monitoring both the lab timeliness component and the contact tracing timeliness component of the lab and contact tracing capacity epidemiology core measure helps us understand what may be causing a delay in timely follow-up for positive cases. Monitoring the outcome of attempting to interview cases (e.g., successful contact, refusal, or unable to locate) tells us how many people we're able to speak with to help break the chain of COVID transmission.	2-week percent of positive tests reported within 24 hours of when the test specimen was collected.	95%
	2-week percent of people who tested positive that were interviewed within 24 hours of when their positive test was reported.	70%
	2-week percent of people who tested positive who successfully received isolation instructions.	82%
	2-week percent of people who tested positive who refused an interview with our contact tracers.	3%
	2-week percent of people who tested positive who were unable to be located for an interview by our contact tracers.	16%

	14 day Average Case count	14 day Average % Positive
Nov 23	399.9	7.4%
March 22	47.1	0.67%
April 12	73.8	1.3%

# Black Earth & Mazomanie Data



	<b>Nov 23</b>	<b>Jan 11</b>	<b>Feb 8</b>	<b>March 22</b>	<b>April 12</b>
<b>Census Tract 131</b>	155	220	247	276	281
<b>Census Tract 129</b>	189	255	286	310	318
<b>Total New Cases</b>	127	63	37	17	13
<b>% Positive 14 Day Average</b>	31.8%	23.8%	29.2%	21.3%	13.2%

# Wisconsin Heights School District



	<b>Dec 14</b>	<b>Jan 11</b>	<b>Feb 8</b>	<b>March 8</b>	<b>March 22</b>	<b>April 12</b>
<b>Total Cases</b>	242	284	320	342	355	360
<b>Total cases past 7 days</b>	9	10	14	8	1	0

Population = 6,293 (all ages)



# 7 day average cases per 100,000



	<b>Nov 23</b>	<b>Jan 11</b>	<b>Feb 8</b>	<b>March 22</b>	<b>April 12</b>
<b>WI</b>	101	50.3	24.3	7.0	13.4
<b>Dane</b>	65.3	38.1	21.5	7.6	14.5
<b>BE/MZ</b>	89.1	20.7	30.2	6.4	3.2
<b>WI Heights</b>	NA	22.7	31.8	2.2	0.0

# Vaccinations



	<b># Started Series</b>	<b># Completed Series</b>	<b>% Population w/ at least 1 dose</b>
<b>Wisconsin</b>	2,175,782	1,423,723	37.4%
<b>Dane County</b>	267,535	172,356	48.9%
<b>WHSD</b>	134	130	92.4%

# Athletics -- Capitol Conference Changes



- Face coverings still mandatory for players, officials and workers
- Masks for spectators is up to each school
- All fans still must be socially distanced
- Maximum number of spectators determined by each school
- Spectators not limited to family members (unless determined by the school)

# Athletics -- Home Event Information



- Limit of four family members per student-athlete/coach
- Fans must remain socially distanced
- Masks are required for all spectators inside and outside whether they have been vaccinated or not
- Blue tape indicates where fans can sit in the stands
- Fans may stand along the fence
- No admission charged -- show a pass or sign in at the table
- Limited student section, socially distanced in the bleachers; students will sign up for the game and be placed on a list

# Student Services Update



- Dane County Youth Social Justice Forum is Wednesday, April 14th - Kylan Bartel was selected to be on the student panel!
- Marshfield Clinic our application to host a part-time Americorp worker at the MS/HS. As of now the primary responsibilities will be working with the Connections Team tutoring and mentoring program.
- In case you missed this post:

Black Earth students poured, mixed, and stirred to create chocolate chip play dough after enjoying the book, *If You Give a Mouse a Cookie*. 🍪👦

Hands-on 🤝 activities help children learn to speak, think, problem-solve and interact because the more we experience, the more we learn and make connections! 👧👦

#VanguardPride



# Food Service



- **Meals served to date: 16,264 breakfasts and 18,303 lunches; 34,567 total in 28 weeks**
- Curbside pickup at MSHS on Wednesdays between 3:30 PM and 4:30 PM
- Breakfast and lunch are served in the cafeteria at all three building
- School meals will continue to be free to all students until June 4, 2021

# What's Next?



1. Ongoing - Feedback cycles with parents, students, families & staff. Evaluate our three critical factors.
2. April 12 - start date of full day in-person learning & school board meeting
3. Planning for 21-22 school year
  - a. Delivery model options
  - b. Assessing learning progress
  - c. Acceleration strategies
  - d. Board communication-post June 14 board meeting
    - i. Group presentation or building by building?